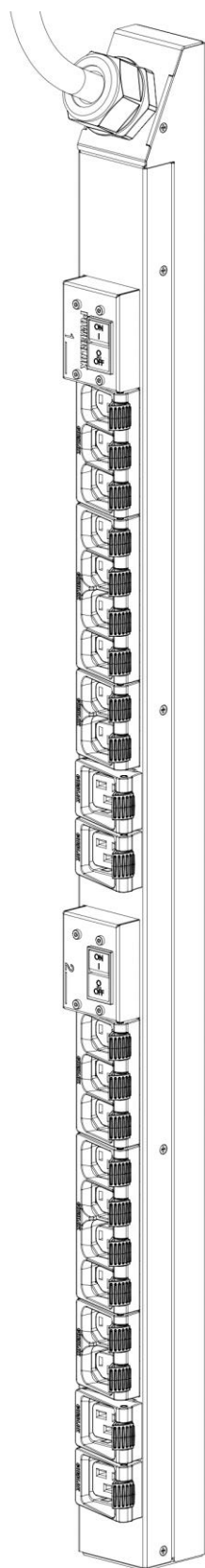


POWERLOK RACK PDU SPECIFICATION



Specific Configurations								
COLOR	CARBON		RED		WHITE		BLUE	
WHIP LENGTH	6 FT	10 FT	6 FT	10 FT	6 FT	10 FT	6 FT	10 FT
BASIC MODEL	UP8221B-06C	UP8221B-10C	UP8221B-06R	UP8221B-10R	UP8221B-06W	UP8221B-10W	UP8221B-06B	UP8221B-10B
DESCRIPTION	RACK PDU, 36", 30A 208/240V 1PH, 24-C13, L6-30P, CORDLOK							
MONITORING	NONE							
SWITCHING	NONE							
POWER	30A 208/240V 1PH (5.0 kW)							
PLUG TYPE	L6-30P							
UNIT LENGTH	36 INCHES							
RECEPTACLES	24-C13							
CORDLOK	YES							

Universal Specification	
Over Current Protection	20A UL489 magnetic breakers
Power Whip	See PDU Ratings Table - page 2
Heavy Steel - Powder Coat Color	Per PowerLok specific configuration for color
Rack PDU Type	Vertical Rack-mount
Toolless Mounting: Center Spacing	24.50"
Manufactured in the USA	Yes
Product Warranty	3-year from date of shipment, repair or replace.
Certification/Agency Approvals	TUV Certified to UL/CSA 60950-1 with NOM Addendum for Mexico, FCC Part 15 Class A conformance, RoHS compliant
Operating Environment	0-60C (32-149F), 5-95% relative humidity, 0-10,000ft (0-3000 meters) elevation.
Storage Environment	-25-65C (-13-149F), 5-95% relative humidity, 0-10,000ft (0-3000 meters) elevation.
Chassis Dimensions (LxWxD)	36"L x 2.18"W x 2.0"D
Package Dimensions (LxWxD)	49.0"L x 22.0"W x 4.8"D (3&4-Pack), 49.0"L x 11.0"W x 4.8"D (1&2-Pack)
Pallet Dimensions (LxWxD)	49"L x 44"W x 5.0"D
Rack PDU Weight	11.3 lbs.
Packaged Weight (each)	13.3 lbs.

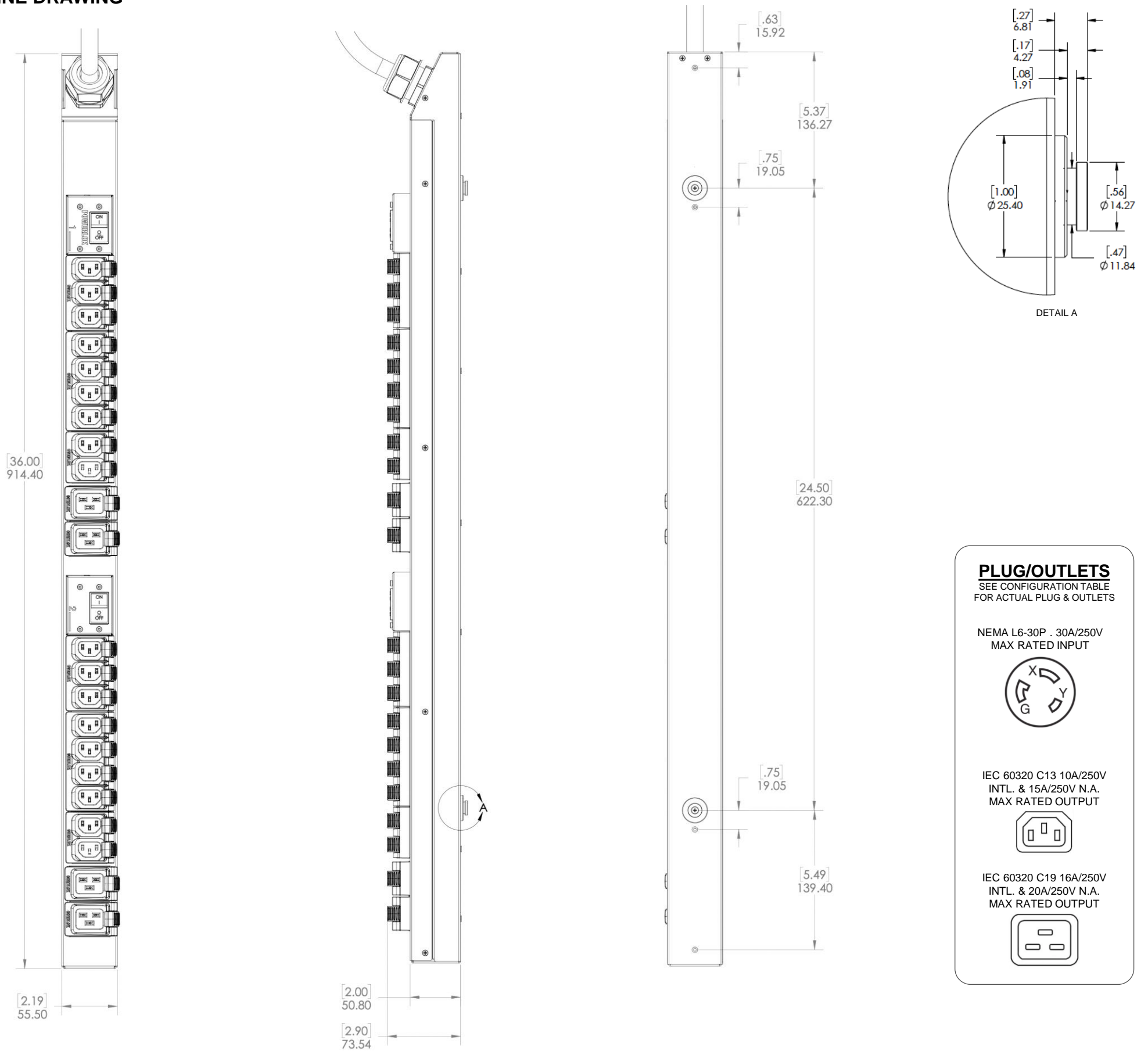
Example drawing shown. See table for actual receptacle configuration.

MADE AND ROBOTICALLY SOLDERED IN THE USA

POWERLOK

*CUSTOMER SIGNATURE:	DATE:	UNLESS OTHERWISE SPECIFIED, ALL DIMENSIONS ARE IN MM AND TOLERANCES ARE: X = +/- 0.5 .X = +/- 0.25 .XX = +/- 0.13 X' = +/- 0.5'	Upsite Technologies	
*PRIOR TO MANUFACTURING, BUILD MODELS REQUIRE CUSTOMER SIGN-OFF. BY SIGNING, CUSTOMER AGREES THAT THIS ORDER IS NON-CANCELABLE AND NON-RETURNABLE.			TITLE: RACK PDU SPECIFICATION	
		DRAWING NUMBER: SP-UP8221		SHEET: 1 OF 2
THIS SPECIFICATION AND ITS CONTENTS ARE THE PROPERTY OF Upsite Technologies AND SHALL NOT BE COPIED OR REPRODUCED FOR ANY PURPOSES OTHER THAN APPLICATION OF PRODUCT MANUFACTURED BY Upsite Technologies. THIS DRAWING IS SUBJECT TO CHANGE WITHOUT NOTICE.				

OUTLINE DRAWING




PLUG/OUTLETS

SEE CONFIGURATION TABLE FOR ACTUAL PLUG & OUTLETS

NEMA L6-30P . 30A/250V
MAX RATED INPUT



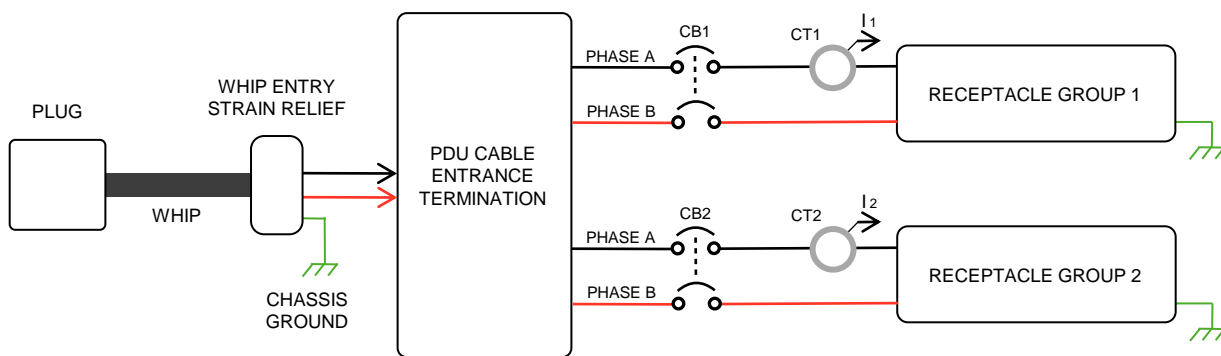
IEC 60320 C13 10A/250V
INTL. & 15A/250V N.A.
MAX RATED OUTPUT



IEC 60320 C19 16A/250V
INTL. & 20A/250V N.A.
MAX RATED OUTPUT



PDU WIRING DIAGRAM & RATINGS TABLE



INPUT POWER:	
WHIP TYPE	10GA 3-WIRE SOOW
VOLTAGE	208/240V 1PH
FREQUENCY	50/60 HZ
RATED AMPS	30A
MAX CONT. AMPS	24A
OUTPUT POWER:	
GROUP 1	PH A-B, 16A MAX CONT.
GROUP 2	PH A-B, 16A MAX CONT.

MADE AND ROBOTICALLY SOLDERED IN THE USA

POWERLOK

*CUSTOMER SIGNATURE:	DATE:	UNLESS OTHERWISE SPECIFIED, ALL DIMENSIONS ARE IN MM AND TOLERANCES ARE: X = +/- 0.5 .X = +/- 0.25 .XX = +/- 0.13 X' = +/- 0.5"	Upsite Technologies	
*PRIOR TO MANUFACTURING, BUILD MODELS REQUIRE CUSTOMER SIGN-OFF. BY SIGNING, CUSTOMER AGREES THAT THIS ORDER IS NON-CANCELABLE AND NON-RETURNABLE.			TITLE: RACK PDU SPECIFICATION	
		DRAWING NUMBER: SP-UP8221	SHEET: 2 OF 2	
THIS SPECIFICATION AND ITS CONTENTS ARE THE PROPERTY OF Upsite Technologies AND SHALL NOT BE COPIED OR REPRODUCED FOR ANY PURPOSES OTHER THAN APPLICATION OF PRODUCT MANUFACTURED BY Upsite Technologies. THIS DRAWING IS SUBJECT TO CHANGE WITHOUT NOTICE.				