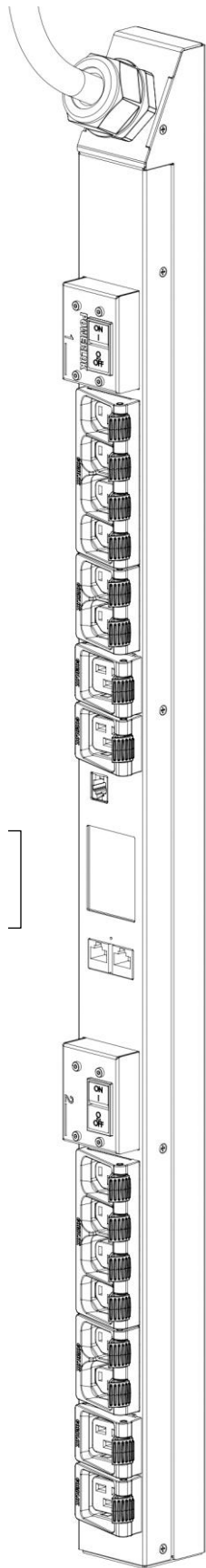


# POWERLOK RACK PDU SPECIFICATION

MONITORED VERSIONS ONLY



## Specific Configurations

COLOR	CARBON		RED		WHITE		BLUE	
WHIP LENGTH	6 FT	10 FT	6 FT	10 FT	6 FT	10 FT	6 FT	10 FT
MONITORED MODEL	UP8221M-06C	UP8221M-10C	UP8221M-06R	UP8221M-10R	UP8221M-06W	UP8221M-10W	UP8221M-06B	UP8221M-10B
SWITCHED READY MODEL	UP8221S-06C	UP8221S-10C	UP8221S-06R	UP8221S-10R	UP8221S-06W	UP8221S-10W	UP8221S-06B	UP8221S-10B
DESCRIPTION	RACK PDU, 36", 30A 208/240V 1PH, 18-C13, L6-30P, CORDLOK							
MONITORING	REMOTE COMM & UNIT DISPLAY, ENVIROLOK READY							
SWITCHING	REMOTE COMM & UNIT DISPLAY, ENVIROLOK READY, SWITCHLOK READY							
POWER	30A 208/240V 1PH (5.0 kW)							
PLUG TYPE	L6-30P							
UNIT LENGTH	36 INCHES							
RECEPTACLES	18-C13							
CORDLOK	YES							

## Universal Specification

Over Current Protection	20A UL489 magnetic breakers
Power Whip	See PDU Ratings Table - page 2
Heavy Steel - Powder Coat Color	Per PowerLok specific configuration for color
Rack PDU Type	Vertical Rack-mount
Toolless Mounting: Center Spacing	24.50"
Manufactured in the USA	Yes
Product Warranty	3-year from date of shipment, repair or replace.
Certification/Agency Approvals	TUV Certified to UL/CSA 60950-1 with NOM Addendum for Mexico, FCC Part 15 Class A conformance, RoHS compliant
Operating Environment	0-60C (32-149F), 5-95% relative humidity, 0-10,000ft (0-3000 meters) elevation.
Storage Environment	-25-65C (-13-149F), 5-95% relative humidity, 0-10,000ft (0-3000 meters) elevation.
Chassis Dimensions (LxWxD)	36"L x 2.18"W x 2.0"D
Package Dimensions (LxWxD)	49.0"L x 22.0"W x 4.8"D (3&4-Pack), 49.0"L x 11.0"W x 4.8"D (1&2-Pack)
Pallet Dimensions (LxWxD)	49"L x 44"W x 5.0"D
Rack PDU Weight	11.3 lbs.
Packaged Weight (each)	13.3 lbs.

## Monitored & Switched Versions Only

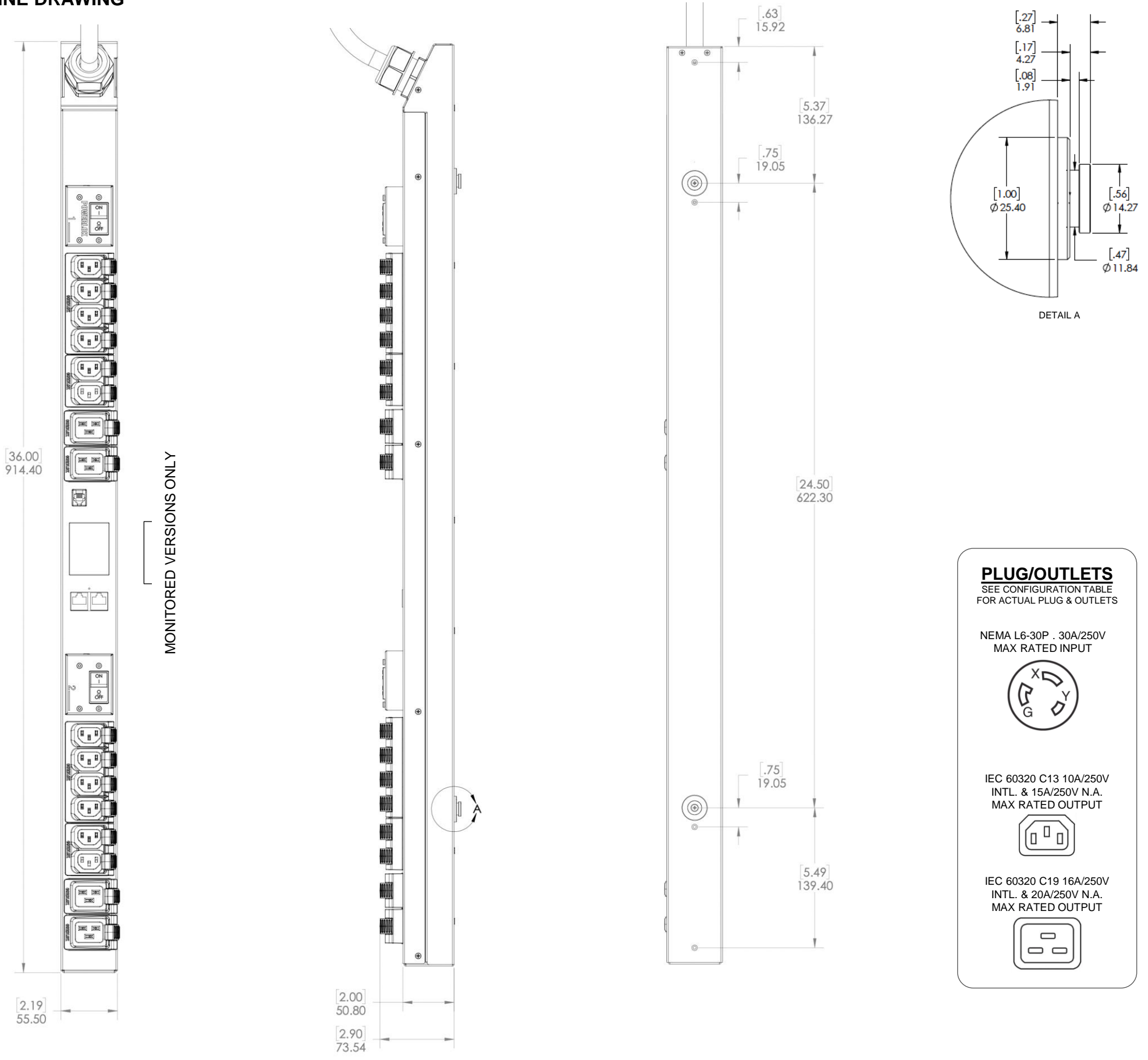
Monitoring Accuracy	Voltage: +/- 0.5% at nominal. Current: within 0.5% from 1A to 30A typical. +/-1% of measurement from 500mA to 30A.
Total Unit & Group Monitoring	Aggregate (kWh, W, VA) plus Phase: A, B, C Line Currents, plus Group: 1, 2, 3 Monitoring (kWh, W, VA, PF, V, A)
Network Interface	Ethernet RJ-45, 10 Mbit/s, 100 Mbit/s
Transport/Internet	TCP/IP v4, v6
Network Applications	HTTP/HTTPS Webserver SNMP-V1/V2c/V3 Network Management DHCP for dynamic IP address request from a server on the network. Remote firmware upgrade using FTP.
Touch & Rotatable Digital Display	Touch to rotate / touch to view data screens
Internal RMS Voltage Sensor	Yes
Internal RMS Current Sensor	Yes
Environmental Monitoring	Optional EnviroLok daisy chain temp/humidity (optional - up to 4 sensors). Monitoring accuracy +/- 0.2C and +/- 2% Rh.

MADE AND ROBOTICALLY SOLDERED IN THE USA

**POWERLOK**

*CUSTOMER SIGNATURE:	DATE:	UNLESS OTHERWISE SPECIFIED, ALL DIMENSIONS ARE IN MM AND TOLERANCES ARE:  X = +/- 0.5 .X = +/- 0.25 .XX = +/- 0.13 X" = +/- 0.5"	Upsite Technologies	
*PRIOR TO MANUFACTURING, BUILD MODELS REQUIRE CUSTOMER SIGN-OFF. BY SIGNING, CUSTOMER AGREES THAT THIS ORDER IS NON-CANCELABLE AND NON-RETURNABLE.			TITLE: <b>RACK PDU SPECIFICATION</b>	
		DRAWING NUMBER: SP-UP8221		SHEET: <b>1 OF 2</b>
THIS SPECIFICATION AND ITS CONTENTS ARE THE PROPERTY OF Upsite Technologies AND SHALL NOT BE COPIED OR REPRODUCED FOR ANY PURPOSES OTHER THAN APPLICATION OF PRODUCT MANUFACTURED BY Upsite Technologies. THIS DRAWING IS SUBJECT TO CHANGE WITHOUT NOTICE.				

**OUTLINE DRAWING**



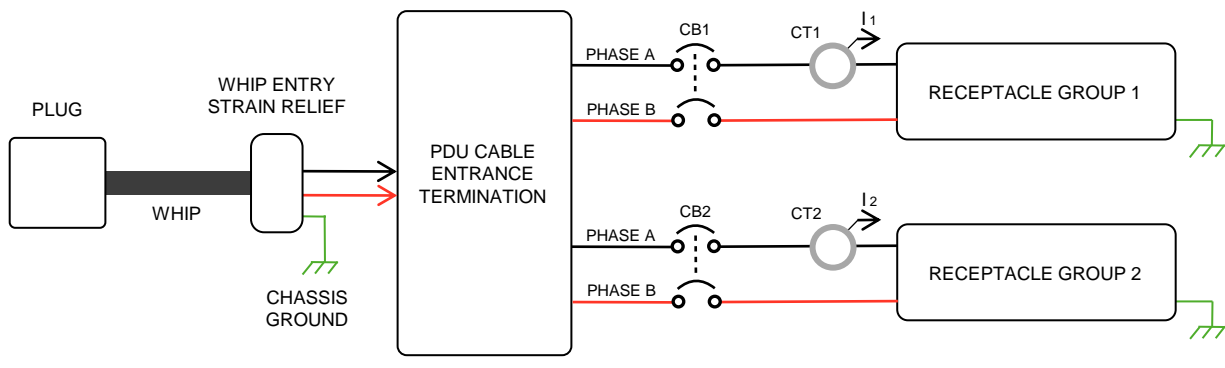
**PLUG/OUTLETS**  
SEE CONFIGURATION TABLE FOR ACTUAL PLUG & OUTLETS

NEMA L6-30P . 30A/250V  
MAX RATED INPUT

IEC 60320 C13 10A/250V  
INTL. & 15A/250V N.A.  
MAX RATED OUTPUT

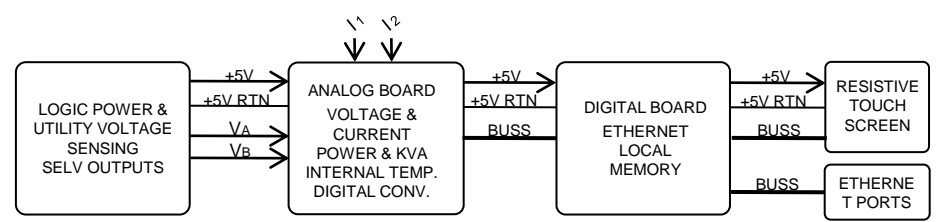
IEC 60320 C19 16A/250V  
INTL. & 20A/250V N.A.  
MAX RATED OUTPUT

**PDU WIRING DIAGRAM & RATINGS TABLE**



INPUT POWER:	
WHIP TYPE	10GA 3-WIRE SOOW
VOLTAGE	208/240V 1PH
FREQUENCY	50/60 HZ
RATED AMPS	30A
MAX CONT. AMPS	24A
OUTPUT POWER:	
GROUP 1	PH A-B, 16A MAX CONT.
GROUP 2	PH A-B, 16A MAX CONT.

FOR MONITORED VERSIONS ONLY. BASIC MODELS DO NOT HAVE CT'S.



MADE AND ROBOTICALLY SOLDERED IN THE USA

**POWERLOK**

*CUSTOMER SIGNATURE:	DATE:	UNLESS OTHERWISE SPECIFIED, ALL DIMENSIONS ARE IN MM AND TOLERANCES ARE:  X = +/- 0.5 .X = +/- 0.25 .XX = +/- 0.13 X' = +/- 0.5"	Upsite Technologies	
*PRIOR TO MANUFACTURING, BUILD MODELS REQUIRE CUSTOMER SIGN-OFF. BY SIGNING, CUSTOMER AGREES THAT THIS ORDER IS NON-CANCELABLE AND NON-RETURNABLE.			TITLE: <b>RACK PDU SPECIFICATION</b>	
		DRAWING NUMBER: SP-UP8221		SHEET: <b>2 OF 2</b>
THIS SPECIFICATION AND ITS CONTENTS ARE THE PROPERTY OF Upsite Technologies AND SHALL NOT BE COPIED OR REPRODUCED FOR ANY PURPOSES OTHER THAN APPLICATION OF PRODUCT MANUFACTURED BY Upsite Technologies. THIS DRAWING IS SUBJECT TO CHANGE WITHOUT NOTICE.				